

Enterprise Planning and Infrastructure Committee Scorecard

Report Type: Scorecard Report

Report Author: Kenny Easton

Generated on: 24 March 2010



Enterprise Planning and Infrastructure Committee Scorecard






1. Resource Management

Traffic Light Icon	PI Code & Short Name	Last Update	Current Value	Current Target	Short Term Trend Arrow	February 2010
						Value
	EPIP011 % spend against Revenue Budget (cumulative)	February 2010	67.31%	91%		67.31%
	EPIP021 % spend against Capital Budget (cumulative)	February 2010	46.4%	91%		46.4%
	EPIP101 Average sickness absence - Enterprise Planning and Infrastructure	April 2009		10		No data available for this indicator currently
	EPIP104 % of savings on target to be delivered	February 2010	100%	100%		100%
	EPIP116 Score for compliance with Health & Safety Matrix	November 2009	70%	100%		No data available for this indicator currently





2. Impact

Traffic Light Icon	PI Code & Short Name	Last Update	Current Value	Current Target	Short Term Trend Arrow	February 2010
						Value
	EPIP202 % of Carriageway condition that should be considered for maintenance treatment	2008/09	24.6%	20%		Annual Indicator
	EPIP203 % of Street Lighting columns that are over 30 years old	2008/09	27.2%	28.7%		Annual Indicator
	EPIP204 % of the total number of Bridges assessed as failing to meet the European standard of 40 tonnes	2008/09	4.1%	3.6%		Annual Indicator
	EPIP207 % non-householder planning applications determined within 2 months	February 2010	45.5%	55%		45.5%
	EPIP208 % householder planning applications determined within 2 months	February 2010	90.7%	88%		90.7%
	EPIP209 % planning applications determined within 2 months	2008/09	59.8%	80%		No data available for this indicator currently

3. Business Processes

Traffic Light Icon	PI Code & Short Name	Last Update	Current Value	Current Target	Short Term Trend Arrow	February 2010
						Value
	EPIP301 % of success in dealing with written queries and complaints within 15 working days (cumulative)	March 2009		100%		No data available for this indicator currently
	EPIP302 % of Road Category 1 defects repaired within 2 working days	February 2010	0%	92%		0%
	EPIP303 % of Traffic Light Repairs completed within 48 hours	February 2010	92%	98%		92%
	EPIP304 % of Street Light Repairs completed within 7 days	February 2010	85.7%	92%		85.7%

4. Organisational Learning and Improvement

Traffic Light Icon	PI Code & Short Name	Last Update	Current Value	Current Target	Short Term Trend Arrow	February 2010
						Value
	EPIP113 % of eligible staff appraised in the past year	February 2010	51.1%	100%		51.1%
	EPIP402 % of identified Senior Staff who have undergone training in priority areas	April 2009		100%		No data available for this indicator currently